

In memoriam Kiyoshi Inoue (29th March 1932 – 21st May 2023)

Hidetaka Natsume¹, Akihiko Sasamoto² & Ryo Futahashi³

¹ Shimo-meguro, Meguro-ku, Tokyo 153-0064, Japan

² Tawaramoto-cho, Nara 636-0345, Japan; akssmt@sea.plala.or.jp

³ Bioproduction Research Institute, National Institute of Advanced Industrial Science and Technology, Tsukuba 305-8566, Japan; ryo-futahashi@aist.go.jp

¹ corresponding author: romluna@y4.dion.ne.jp

Received and accepted 4th October 2023

Abstract. We provide a brief biography, recollections and memories of Kiyoshi Inoue, the long-time President of the International Odonatological Foundation, Societas Internationalis Odonatologica (SIO), with his complete odonatological bibliography, including editorials, for the first time.

Further key words. Dragonfly, Odonata, Odonatologica, Japanese Society for Odonatology (JSO), obituary

In memoriam Michael Love May (1946 – 2023)

Jessica L. Ware¹ & John C. Abbott²

¹Division of Invertebrate Zoology, American Museum of Natural History,
200 Central Park West, New York NY, 10024, USA; jware@amnh.org

²Alabama Museum of Natural History, Department of Museum Research and
Collections, The University of Alabama, Box 870340, Tuscaloosa, AL 35487, USA;
jabbott1@au.edu

Received and accepted 18th October 2023

Abstract. Michael May was an odonatologist and entomologist with a long career working on thermoregulation, behaviour, and systematics. Here we share a brief outline of Mike's scientific career, a selected bibliography of his publications and warm reflections on his long, full life.

1st December 2023

In memoriam Richard James Rowe (1948 – 2023)

Florian Weihrauch

Jägerstraße 21A, 85283 Wolnzach, Germany; mail@osmylus.com

Received and accepted 23rd October 2023

Abstract. Personal recollections of Richard Rowe, a brief outline of his life and his scientific career, and his complete odonatological bibliography are presented.

Check-list of the Odonata from the Guainía Department in Colombia, including fourteen new national records

Yiselle Cano-Cobos^{1,2}, Cristian Mendoza-Penagos^{2,3},
Ángela Aristizábal-Botero^{2,4} & Emilio Realpe²

¹Laboratorio de Biodiversidad y Genética Ambiental (BioGeA),
Universidad Nacional de Avellaneda, Piñeyro 1870, Avellaneda,
Buenos Aires, Argentina


²Laboratorio de Zoología y Ecología Acuática,
Departamento de Ciencias Biológicas, Universidad de los Andes,
Bogotá 111711, Colombia


³Laboratorio de Ecologia e Conservação – LABECO,
Universidade Federal do Pará, Instituto de Ciências Biológicas,
CEP. 66.075-110 Belém, Pará, Brazil


⁴Community Ecology Lab, Department of Biology,
Vrije Universiteit Brussel (VUB), Pleinlaan 2, 1050 Brussels, Belgium

¹ Corresponding author, yisellecanoc@gmail.com

ORCID:

YCC:  0000-0001-6852-4239

CMP:  0000-0001-7053-5236

ÁAB:  0000-0003-2661-4214

ER:  0000-0002-7024-2879

Received 9th August 2023; revised and accepted 5th September 2023

Abstract. The Department of Guainía, in the Colombian Amazon, has a privileged situation in terms of biodiversity, but it remained for many years as one of the least explored territories of the country. Our contribution represents the result of several years of field collecting and taxonomic work in Guainía to increase the knowledge of the odonates there. We present here the first comprehensive checklist for Guainía with 104 species reported, of which 42 are new records for the department and 14 are new records for Colombia, including the rediscovery of the genus *Hylaeonympha* Rácenis, 1968. The updated number of Odonata reported for Colombia is now 513 species.

Further key words. Dragonfly, damselfly, Anisoptera, Zygoptera, Amazon River basin, Guiana Shield, Orinoco River basin, conservation, diversity, distribution

Survey of Odonata from two Conservation Units in western Paraná, southern Brazil

Taiguara Pereira de Gouvêa^{1,3}, Diogo Silva Vilela^{1,4},
Tomás Matheus Dias de Oliveira^{1,5}, Eike Daniel Fôlha Ferreira^{1,6},
José Adolfo Mota de Almeida^{2,7}, Alex Sandro Barros de Souza^{2,8}, Carolina
Yumi Shimamoto^{2,9}, Norma Barbado^{2,10} & Marcos Magalhães de Souza^{1,11}


¹ Instituto Federal de Educação Ciência e Tecnologia do Sul de Minas Gerais,
Campus Inconfidentes. Praça Tiradentes, Inconfidentes, Minas Gerais MG, Brazil.
Zip code: 37576 000

² Instituto Federal de Educação, Ciência e Tecnologia do Paraná, IFPR – Campus
Umuarama. Parque Industrial, km 310, PR 323, Umuarama, Paraná PR, Brazil.
Zip code: 87507-014

³ Corresponding author

E-mail and ORCID:

³ taiguaragouvea.bio@gmail.com;  <https://orcid.org/0000-0001-9262-7000>

⁴ deeogoo@gmail.com;  <https://orcid.org/0000-0001-6510-7018>

⁵ tomas.dias@alunos.ifsuldeminas.edu.br;  <https://orcid.org/0000-0002-0820-5794>

⁶ eike.ferreira@alunos.ifsuldeminas.edu.br;  <https://orcid.org/0000-0002-5078-2616>

⁷ jose.almeida@ifpr.edu.br;  <https://orcid.org/0000-0002-1475-6525>

⁸ alex.desouza@ifpr.edu.br;  <https://orcid.org/0000-0001-9708-7402>

⁹ carolina.shimamoto@ifpr.edu.br;  <http://orcid.org/0000-0002-1364-7220>

¹⁰ norma.barbado@ifpr.edu.br;  <https://orcid.org/0000-0002-0562-3958>

¹¹ marcos.souza@ifsuldeminas.edu.br;  <https://orcid.org/0000-0003-0415-1714>

Received 6th April 2023; revised and accepted 14th September 2023

Abstract. There are many under-sampled sites, even Conservation Units (CUs), in the Brazilian Atlantic Forest, an important area of concern for conservation owing to its history of degradation and unique and rich biota. This study aimed to survey the fauna of Odonata in the Iguaçu National Park and the Bela Vista de Itaipu Biological Refuge, western state of Paraná, southern Brazil. The study was conducted from September 2021 to May 2022, comprising a total of 318 sampling hours. A total of 851 adult individuals of 97 species were collected in the two CUs, with 45 new records for the state of Paraná.

Further key words. Dragonfly, damselfly, Anisoptera, Zygoptera, South America, Neotropis, Atlantic Forest, aquatic insects

Check-list of the Odonata from the Sempre-Vivas National Park in the *Cerrado* region, Minas Gerais, south-eastern Brazil

Ana Luiza Vale¹, Walter Francisco de Ávila Jr², Gabriel de Castro Jacques³, Marcos Magalhães de Souza⁴ & Ângelo Parise Pinto⁵

¹ Universidade do Extremo Sul Catarinense, Criciúma, SC, Brazil

² Universidade Federal de Ouro Preto, Lab. Entomologia Ecológica, Ouro Preto, Minas Gerais, Brazil

³ Instituto Federal de Educação, Ciência e Tecnologia de Minas Gerais, Bambuí, MG, Brazil

⁴ Instituto Federal de Educação, Ciência e Tecnologia do Sul de Minas Gerais, Inconfidentes, MG, Brazil

⁵ Laboratory of Systematics on Aquatic Insects (LABSIA), Departamento de Zoologia, Universidade Federal do Paraná, P.O. Box 19020, 81531-980 Curitiba, PR, Brazil

¹ Corresponding author, analuiza.ribeirovale@gmail.com

ORCID:

ALV:  <https://orcid.org/0000-0003-1134-4303>

WFA:  <http://orcid.org/0000-0003-4707-0113>

GJC:  <http://orcid.org/0000-0002-9619-6065>

MMS:  <http://orcid.org/0000-0003-0415-1714>

APP:  <https://orcid.org/0000-0002-1650-5666>

Received 12th March 2023; revised and accepted 27th July 2023

Abstract. This study is the first check-list of Odonata from the Sempre-Vivas National Park, a rocky field formation in the *Cerrado* domain in the north-eastern region of Minas Gerais, south-eastern Brazil. The sampling was carried out from 2018 to 2019, totalling 20 days of sampling effort and yielding almost 700 specimens collected. A rich community of 79 species from 10 families was recorded. Three sampled species are red-listed by IUCN and one at national level. These are most likely accorded threatened status due to lack of knowledge on their populations, insufficient collecting efforts, and the failure of published data from existing natural history collections.


Further key words. Dragonfly, damselfly, Anisoptera, Zygoptera, South America, Neotropis, *campo rupestre*, conservation

Description of the final instar larva of *Burmagomphus laidlawi* Fraser, 1924, an endemic of the Western Ghats, India (Odonata: Gomphidae)


Shaun Paul Adambukulam^{1,2} & Francy K. Kakkassery^{1,3}

¹ Research & Postgraduate Department of Zoology St Thomas College
(Autonomous), Thrissur (Affiliated to University of Calicut), Kerala, India

² shaunpaultcr@gmail.com

 0009-0007-6489-1446

³ kakkassery@yahoo.com

 0000-0002-4172-2371

² Corresponding author

Received 15th September 2023; revised and accepted 18th October 2023

Abstract. The final instar larva of *Burmagomphus laidlawi* Fraser, 1924, is described for the first time based on one larva and several exuviae collected from the Tejaswini River, Kannur district of Kerala, India. The larva is distinguished by the presence of well-developed abdominal dorsal spines on S7–9.

Further key words. Dragonfly, Anisoptera, Kerala

Description of the male
***Macrogomphus wynaadicus* Fraser, 1924,**
from the Western Ghats, India
(Odonata: Gomphidae)

Ayikkara Vivek Chandran^{1,4,5}, Subin Kaniyamattathil Jose¹,
Parag Rangnekar² & Bijoy Chenthamarakshan³

¹ Aqua Research Lab, Department of Geology and Environmental Science,
Christ College (Autonomous), Irinjalakuda, Thrissur, Kerala, India-680125

² Foundation for Environment Research & Conservation. #407, III-A,
Susheela Seawinds, Alto-Vaddem, Vasco-da-Gama, Goa, India-403802

³ Shadpada Entomology Research Lab, Department of Zoology,
Christ College (Autonomous), Irinjalakuda, Thrissur, Kerala, India-680125

⁴ Society for Odonate Studies, Velloparampil, Kuzhimattom PO,
Kottayam, Kerala, India-686533

⁵ Corresponding author: avivekchandran2@gmail.com

Received 18th July 2023; revised and accepted 18th October 2023

Abstract. Description of the male *Macrogomphus wynaadicus* Fraser, 1924, is given based on specimens collected from different localities of the Western Ghats, India. Photographs and illustrations detailing the taxonomic characters are provided.

Further key words. Dragonfly, Anisoptera, South Asia

A new species of *Nososticta* Hagen, 1860, from Batanta Island, West Papua, Indonesia (Odonata: Platycnemididae)

Tibor Kovács¹ & Günther Theischinger²

¹ Mátra Museum of the Hungarian Natural History Museum,
Kossuth Lajos utca 40, H-3200 Gyöngyös, Hungary; koati1965@gmail.com

² 2A Hammersley Rd, 2232 Grays Point NSW, Australia;
theischingergunther@gmail.com

ORCID:

TK:  <https://orcid.org/0000-0003-4577-0394>

GT:  <https://orcid.org/0000-0002-5207-2626>

Received 19th September 2023; revised and accepted 5th October 2023

Abstract. A new species of damselfly, *Nososticta peti* sp. nov., is described from Batanta Island, Indonesia. It belongs to a group of *Nososticta* in which the male synthorax exhibits discrete patches of blue, and the tip of the abdomen is blue. The new species differs from some of its congeners exhibiting these characters by lacking light postocular spots and lacking a transverse blue frontal bar from eye to eye. *Nososticta peti* sp. nov. represents the 90th species of the genus and is currently known only from a single location on Batanta Island: Waibin River system. The distributions of *Nososticta peti* sp. nov. and the other species discussed herein are illustrated. Among the dragonflies collected with the new species, *Diplacina cyrene* Lieftinck, 1953, is new to the fauna of the Batanta Island.

Further key words. Damselfly, Zygoptera, taxonomy, New Guinea

**New species of *Metagrion* Calvert, 1913
from New Guinea, with a key to the species
east of the Bird's Head Peninsula
(Odonata: Argiolestidae)**

Vincent J. Kalkman¹ & Stephen J. Richards²

¹ Naturalis Biodiversity Center, P.O. Box 9517, 2300 RA Leiden, the Netherlands;
vincent.kalkman@naturalis.nl

² Herpetology Department, South Australian Museum, North Terrace, Adelaide,
S.A. 5000, Australia

Received 5th May 2023; revised and accepted 7th September 2023

Abstract. Five new species of *Metagrion* are described from Papua New Guinea: *Metagrion annehueberae* sp. nov. (holotype ♂ in RMNH), *Metagrion pseudolamprostoma* sp. nov. (holotype ♂ in SAMA), *Metagrion furcatum* sp. nov. (holotype ♂ in SAMA), *Metagrion lopau* sp. nov. (holotype ♂ in RMNH), *Metagrion toxopeus* sp. nov. (holotype ♂ in SAMA). New distribution records are provided for two poorly known *Metagrion* species, and a key to the mature males of *Metagrion* species occurring east of the Bird's Head Peninsula is given.

Further key words. Dragonfly, damselfly, Zygoptera, Indonesia, Papua New Guinea, distribution

**Name-bearing types of Aeshnidae,
Gomphidae, Chlorogomphidae, Macromiidae,
Synthemistidae, and Corduliidae
preserved in the Senckenberg Naturmuseum
Frankfurt/Main (Odonata)**

Malte Seehausen

Zoologisches Museum der CAU zu Kiel, Hegewischstr. 3, 24105 Kiel, Germany;
mseehausen@zoolmuseum.uni-kiel.de

Received 1st April 2023; revised and accepted 4th October 2023

Abstract. The name-bearing types of Anisoptera except Libellulidae preserved at the Senckenberg-Museum Frankfurt/Main (SMF), Germany are catalogued. There are 112 name-bearing types of 53 taxa within the families Aeshnidae, Gomphidae, Chlorogomphidae, Macromiidae, Synthemistidae, and Corduliidae. Of these taxa there are 47 additional paratypes and paralectotypes. The holotype female of *Aeschna rufipes* is missing. The holotypes of *Progomphus aberrans*, *Progomphus virginiae*, and *Phyllocycla pallida* as well as some paratypes of *Phyllogomphoides lieftincki* were stated to be deposited at the Zoological Research Museum Alexander Koenig in Bonn, Germany, but were found at the SMF. The type status of *Aeshna umbrosa occidentalis*, *Progomphus auropictus*, *P. longistigma*, and *Macromia alleghaniensis* is investigated. In addition, 67 secondary types of 28 other taxa are listed. A supplementary list of name-bearing types of Anisoptera except Libellulidae of 18 taxa described by Friedrich Ris and deposited in collections other than the SMF is provided.

Further key words. Dragonfly, Anisoptera, Friedrich Ris, taxonomy, nomenclature, collection